

# Tapwell

## TA211 Accessory

---

TA211 Chrome


---

### Article Number

TA211 Chrome - 9419140  
TA211 Matte Black - 9420582  
TA211 Polished Brass - 9418811  
TA211 Copper - 9420082  
TA211 Bronze - 9425877  
TA211 Black Chrome - 9419145  
TA211 Honey Gold - 9419144  
TA211 Brushed Black Chrome - 9422832  
TA211 Brushed Nickel - 9421172  
TA211 Ascot Grey - 9422833

---

Towel rail 450 mm.



# Tapwell

---

## Cleaning

Wipe the surface with a soft cloth and lukewarm water and possibly with soap solution. Avoid alkaline, acid-liming or abrasive cleaners.

Brass is a material that over time gets a beautiful patina but can be polished with brass polish. Copper also gets patina but should not be polished. The other shiny surfaces retain their luster.

## Decalcification

Aerators and shower handles should be regularly decalcified by placing them in a vinegar bath for a couple of hours. Should limescale stains occur, use eucalyptus oil and a soft cloth.

## Lubrication

Lubricate only with silicone grease.

## Maintenance

Visit our [YouTube channel](#) → where there are instructional videos for changing the ceramic cartridge, changing aerators and more.

---

## Dimensions/Weight


**Product - Width:** 450 mm

**Product - Depth:** 72 mm

**Product - Height:** 45 mm

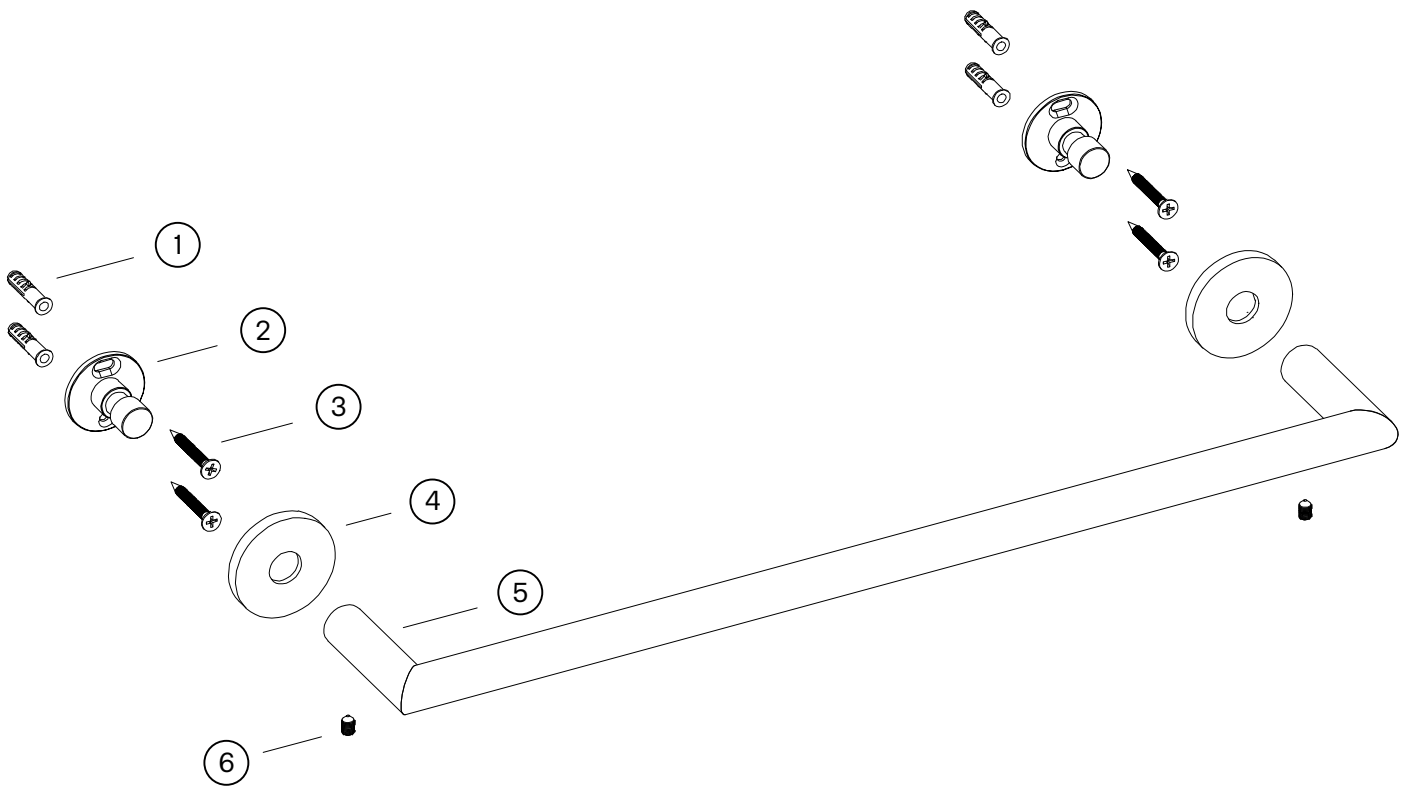
# Tapwell

Drawing - PDF



# Tapwell

## Exploded View



1. Screw Plug  $\text{Ø}6 \times 30 \text{ mm}$
2. Wall mount  $\text{Ø}34,6 \times 29,5 \text{ mm}$
3. Screw  $\text{M}4 \times 35 \text{ mm}$
4. Bricka  $\text{Ø}45 \times 6 \text{ mm}$
5. Towel rail
6. Allan screw  $\text{M}5 \times 8 \text{ mm}$